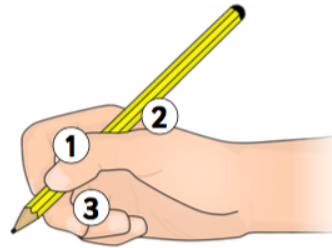


How to Hold a Pencil



© Copyright 2011, www.sparklebox.co.uk


How to Hold a Pencil



1. Put your thumb and forefinger just above the cone shaped part of the pencil.
2. Let the pencil rest between your thumb and forefinger.
3. Then put your middle finger underneath for support.

© Copyright 2011, www.sparklebox.co.uk

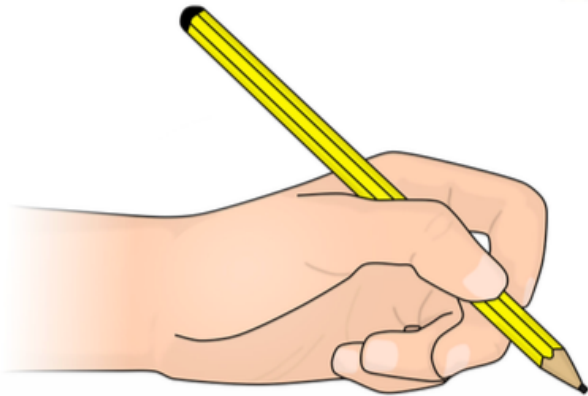
How to Hold a Pencil



1. Put two frog legs just above the cone shaped part of the pencil.
2. Let the pencil lie across the frog's back.
3. Then put the log under the frog.

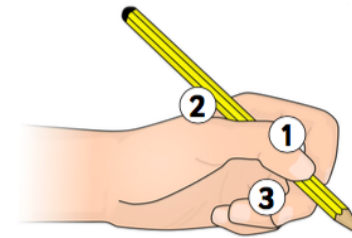
© Copyright 2011, www.sparklebox.co.uk

How to Hold a Pencil



© Copyright 2011, www.sparklebox.co.uk


How to Hold a Pencil



1. Put your thumb and forefinger about 3 cm above the coned end of the pencil.
2. Let the pencil rest between your thumb and forefinger.
3. Then put your middle finger underneath for support.

© Copyright 2011, www.sparklebox.co.uk

How to Hold a Pencil



1. Put two frog legs about 3cm above the cone shaped part of the pencil.
2. Let the pencil lie across the frog's back.
3. Then put the log under the frog.

© Copyright 2011, www.sparklebox.co.uk